

The Mind *EXTREME*

For professional telepaths!

Wolfgang Warsch

Players: 2-4 people

Age: 8+

Duration: app. 20 min.

What's new about the Extreme version?


The basic rules of the original „The Mind“ game are the same. In the first round (level 1) everyone gets 1 card, in the second round (level 2) everyone gets 2 cards, etc. Everyone forms one team and tries to lay all the cards they receive correctly in the middle of the table. There is no player order. Anyone who wants to lay a card, simply lays it. **Warning: There's not just one stack in the middle of the table like with the original but two at the same time!** The stack with the white numbers is ascending (1-50), the stack with the red numbers is descending (50-1). In some levels the cards even have to be laid **face down** in the middle of the table, which makes the collective sense of time even more challenging.

100 number cards

12 levels

5 lives

3 throwing stars



White (1-50)

Red (1-50)

Setting up the game

The team gets a certain number of **lives and throwing stars**, which are placed face up next to each other on the table. The remaining lives and throwing stars are put aside at the edge of the table. They may be needed later. Now a certain number of level cards are stacked one on top of the other **ascending** and placed as a **face up stack** next to the lives and throwing stones (with level 1 at the very top). Unused levels are placed in the box.

2 players: level 1-12 • 2 lives • 1 throwing star

3 players: level 1-10 • 3 lives • 1 throwing star

4 players: level 1-8 • 4 lives • 1 throwing star

The **100 number cards** are shuffled. Each player receives one card (for level 1) and holds it in their hand so the other players cannot see it.

Course of the game

Once a player is ready to play the current level, they place one hand flat on the table. When everyone is ready, they take their hands away from the table and the game begins.

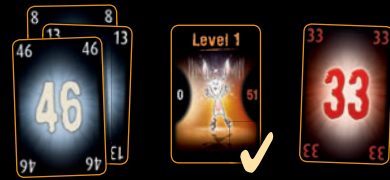
Note: It is extremely important for everyone to synchronise together for the level to complete it successfully! Players are allowed to resynchronise at **any time** during the game. Just say „Stop“ and interrupt the game, everyone puts one hand on the table, resynchronises, takes their hand away, and continues playing!

- The cards held by the players must be laid in the middle of the table. Only the **white cards** are laid to the **left** of the level card, **the red cards** to the **right**!
- **The white cards** are laid on top of each other on an **ascending stack**. The lowest (available) white card has to be laid first, followed by the second lowest (available) white card, and so on.
- **The red cards** are laid on top of each other on a **descending stack**. The highest (available) red card has to be laid first, followed by the second highest (available) red card, and so on.

The cards are always laid individually. There is no player order. Any player who thinks they have the lowest available white card or the highest available red card, lays it. The players may **not** reveal or show their own numbers. The players are not allowed to confer with each other, exchange information or use secret signs!

Very important: Both stacks must be watched and played on at the same time. **Players are not allowed** to complete one of the two stacks first and then the other (regardless of the numbers available).

- Once the players have laid **all the cards** in the **correct order** (white ascending, red descending), they have completed the current level!



Tim, Sarah, Linus and Hanna put one hand on the table - they are ready. They take their hands away from the table and the game begins. Linus lays his white 8 face up to the left of the level card. Sarah lays the white 13 on the white 8. Hanna lays the red 33 face up to the right of the level card. Tim lays the white 46 on the white 13. Everything ascending in white, everything descending in red (it's just one card), everything correct - level 1 completed!

The next level: The stack's top level card is placed in the box. **All 100 number cards** are reshuffled and each player is dealt as many cards as the new current level specifies. Players hold their cards in their hand, place their other hand on the table to synchronise, and then start the next round. Once again **all the white cards** can be laid on a stack **ascending**, **all the red cards descending**.



Tim, Sarah, Linus and Hanna are playing level 2. Everyone now has two cards. Hanna lays the red 45 face up. Tim lays the white 43 on the white 45. Tim lays the white 10 and then the red 36. Hanna lays the white 31, Sarah the red 26. Linus lays the white 41 and Hanna finally lays the red 3. Everything ascending in white, everything descending in red, everything correct - level 2 completed!



Tim, Sarah, Linus and Hanna put one hand on the table - they are ready. They take their hands away from the table and the game begins. Linus lays his white 8 face up to the left of the level card. Sarah lays the white 13 on the white 8. Hanna lays the red 33 face up to the right of the level card. Tim lays the white 46 on the white 13. Everything ascending in white, everything descending in red (it's just one card), everything correct - level 1 completed!

The next level: The stack's top level card is placed in the box. **All 100 number cards** are reshuffled and each player is dealt as many cards as the new current level specifies. Players hold their cards in their hand, place their other hand on the table to synchronise, and then start the next round. Once again **all the white cards** can be laid on a stack **ascending, all the red cards descending**.



Tim, Sarah, Linus and Hanna are playing level 2. Everyone now has two cards. Hanna lays the red 45 face up. Tim lays the white 43 on the white 45. Tim lays the white 10 and then the red 36. Hanna lays the white 31, Sarah the red 26. Linus lays the white 41 and Hanna finally lays the red 3. Everything ascending in white, everything descending in red, everything correct - level 2 completed!

From level 3: Playing "blind"

In level 3, the white cards have to be laid face down to the left of the level card (the red cards are laid as usual face up to the right of the level card). At the end of the level, the face down cards are turned over and the order is checked. If a player makes a mistake by playing a card out of order, the team loses 1 life. In later levels red cards will be played „blind“ and in some levels both the white and the red cards must be played „blind“! The blind mode is always indicated by the hand symbol on the level card.



Example 1: Once the team has laid all cards in level 3, it turns the white cards over. The following were laid: 7-14-28-20-25-23-37-48. The cards 20, 23 and 25 should have been played before the 28. A life has to be given up for this mistake.

Example 2: The following white cards were laid: 2-13-11-28-44-42-37. The 11 should have been played before the 13 and the 37 and 42 should have been played before the 44. Two lives have to be given up for these two mistakes.


Using a throwing star

Any player can suggest activating a throwing star by raising their hand at any time during a level. If all players agree, the throwing star is used. All players secretly choose either the lowest white or highest red card in their hand. Each player places the corresponding card face down in front of them first. When they are all ready, the cards in question are revealed and turned face up. A throwing star is set aside. Then the players resynchronise and play on.

End of game

If the team succeeds in completing all the stacked levels, they have won together! If the team has to give up the last life they have unfortunately failed.

Be sure to check out the smash hit Original The Mind!



2-4



20 min



8+

Contents: 120 Playing Cards, 1 Rulebook



401 Congress Ave, Austin, TX 78704
www.pandasaurusgames.com